

# PZ 8 mm series

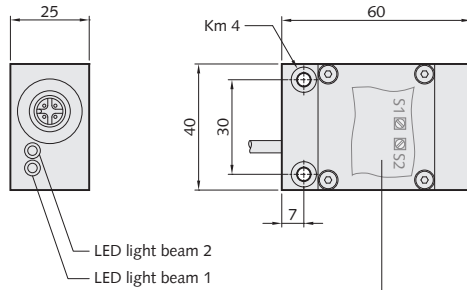


measure. analyze. innovate.

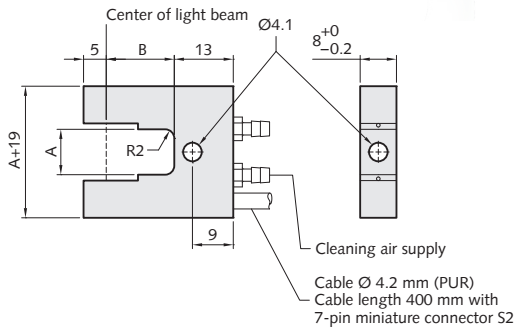
Dual-beam infrared fork light barriers with separate amplifier – optional with cleaning nozzles



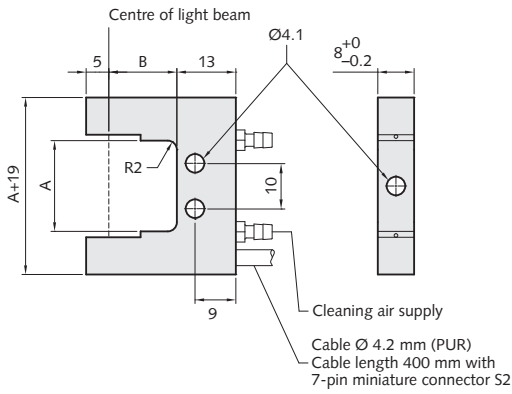
## Constant light amplifier 2-P2



### PZ-10-15/R/S2 and PZ-10-30/R/S2:



### PZ-20-30/R/S2 ... PZ-25-80/R/S2:



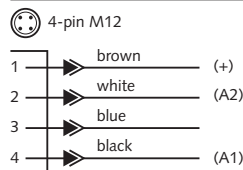
A [mm]:	10	10	20	20	20	20	25
B [mm]:	15	30	15	30	40	60	80

S1	S2	Operating modes
<input type="checkbox"/>	<input type="checkbox"/>	Normally closed (NC) with direction recognition
<input type="checkbox"/>	<input type="checkbox"/>	Normally open (NO) with direction recognition
<input type="checkbox"/>	<input type="checkbox"/>	Normally closed (NC) w/o direction recognition*
<input type="checkbox"/>	<input type="checkbox"/>	Normally open (NO) w/o direction recognition

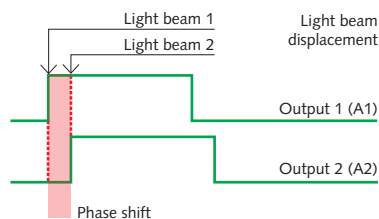
Operating mode	1	2	3	4
Direction of movement			→	←
Receiver I				
Receiver II				
A1				
A2				

\*) Default value on delivery

## Pin configuration



## Phase shift



## Application

Forward/backward recognition (with counter)  
e.g. for applications in selective plating

## Specifications

Circuit	2 x constant light trigger
Operating voltage	12 – 24 VDC
Current consumption	< 40 mA
Mode of operation	static
Output 1 and 2 with LED	PNP
Function	normally open/closed
<i>see operating modes table</i>	with direction recognition
Load current	200 mA short-circuit proof
Repeating accuracy	< 0.01 mm
Frequency	3 KHz
Temperature range	0°C – 50°C
EMC according to 2014/30/EU	EN 61000... C€
System of protection	IP 65
General tolerance of the housing	DIN ISO 2768-m

## Resolution

Fork width A [mm]:	10	20	25	30	40
Part diameter [mm]:	0.4	0.8	0.8	1.2	1.2

Article	Order No.
Fork light barrier:	
PZ-10-15/2-P2-M12	6231-00000-4182
PZ-10-30/2-P2-M12	6232-00000-4182
PZ-20-15/2-P2-M12	6233-00000-4182
PZ-20-30/2-P2-M12	6234-00000-4182
PZ-20-40/2-P2-M12	6251-00000-4182
PZ-20-60/2-P2-M12	6252-00000-4182
PZ-25-80/2-P2-M12	6260-00000-4182
Fork light barrier with cleaning nozzles R:	
PZ-10-15/R/2-P2-M12	6231-10000-4182
PZ-10-30/R/2-P2-M12	6232-10000-4182
PZ-20-15/R/2-P2-M12	6233-10000-4182
PZ-20-30/R/2-P2-M12	6234-10000-4182
PZ-20-40/R/2-P2-M12	6251-10000-4182
PZ-20-60/R/2-P2-M12	6252-10000-4182
PZ-25-80/R/2-P2-M12	6260-10000-4182

## Accessories (more accessories, see last pages)

Article	Order No.
Connection cable:	
VK-M12-5-g (5 m, straight)	2112-00005-0500
VK-M12-5-w (5 m, angled)	2112-00005-1500